

## Datos de Salario

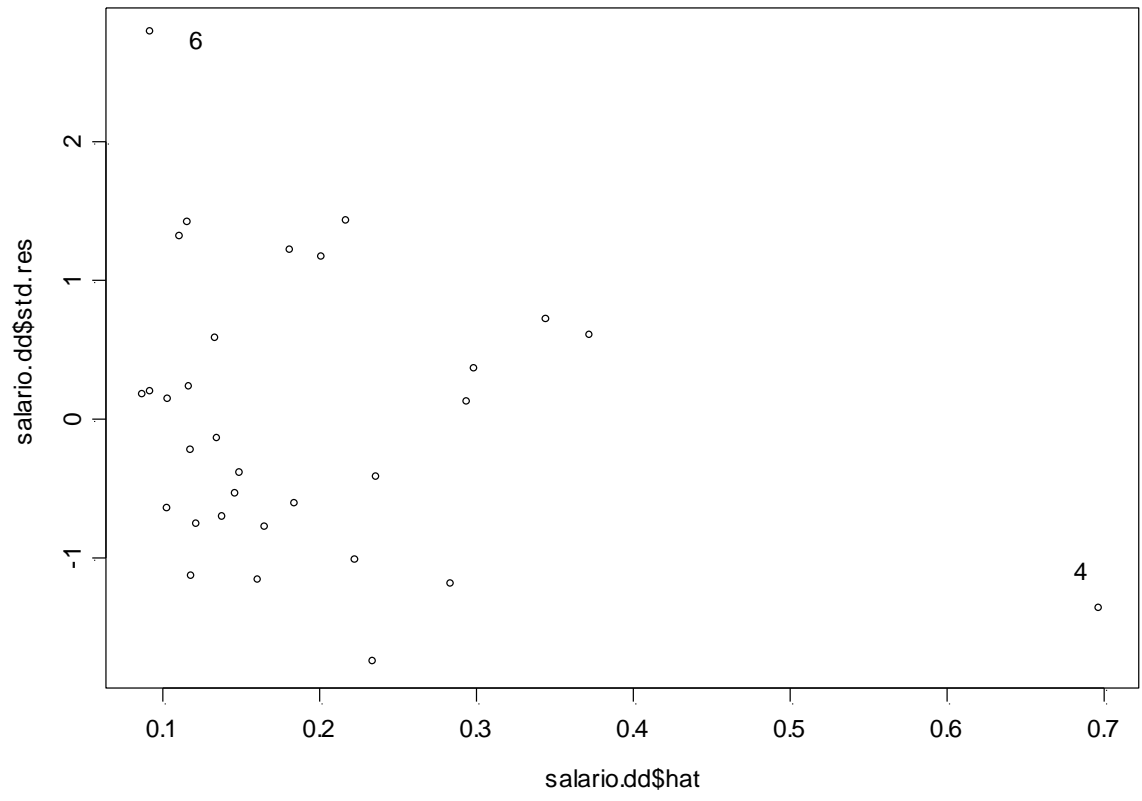
Call: `lm(formula = monthsal ~ evaluation + sex + years + yearsact + rating)`

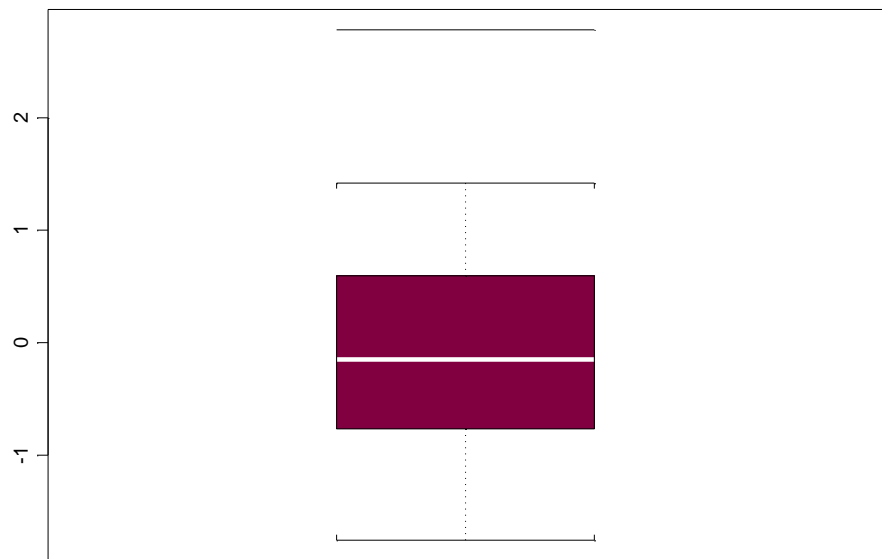
Coefficients:

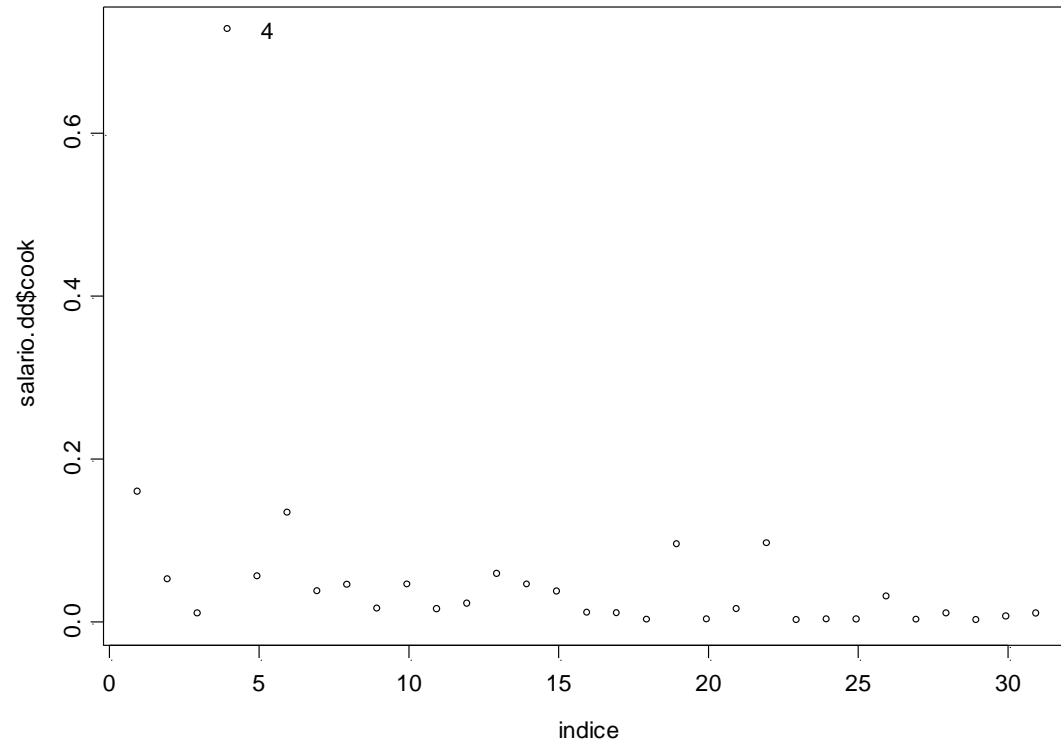
	Value	Std. Error	t value	Pr(> t )
(Intercept)	-1293.5661	540.1389	-2.3949	0.0244
evaluation	7.1552	0.8120	8.8119	0.0000
sex	336.5824	205.9956	1.6339	0.1148
years	46.0607	21.4797	2.1444	0.0419
yearsact	-16.3686	35.2996	-0.4637	0.6469
rating	29.5137	85.5693	0.3449	0.7330

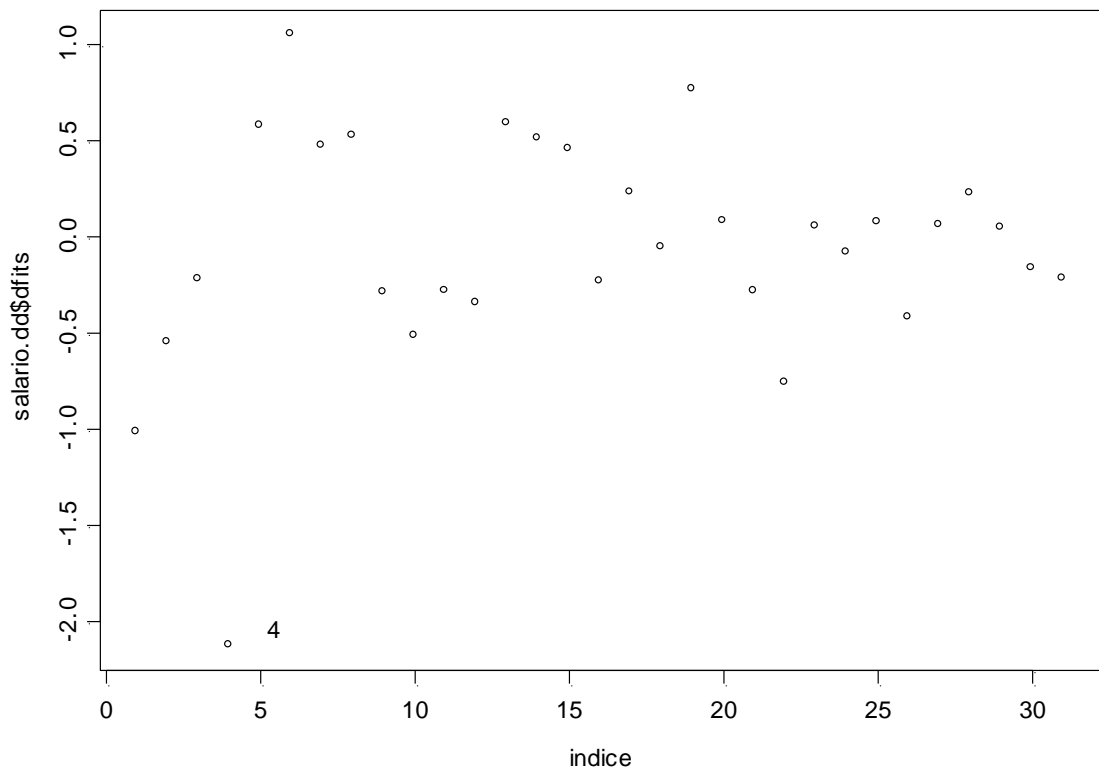
Residual standard error: 490.9 on 25 degrees of freedom

Multiple R-Squared: 0.8356. F-statistic: 25.42 on 5 and 25 degrees of freedom, the p-value is 4.716e-009

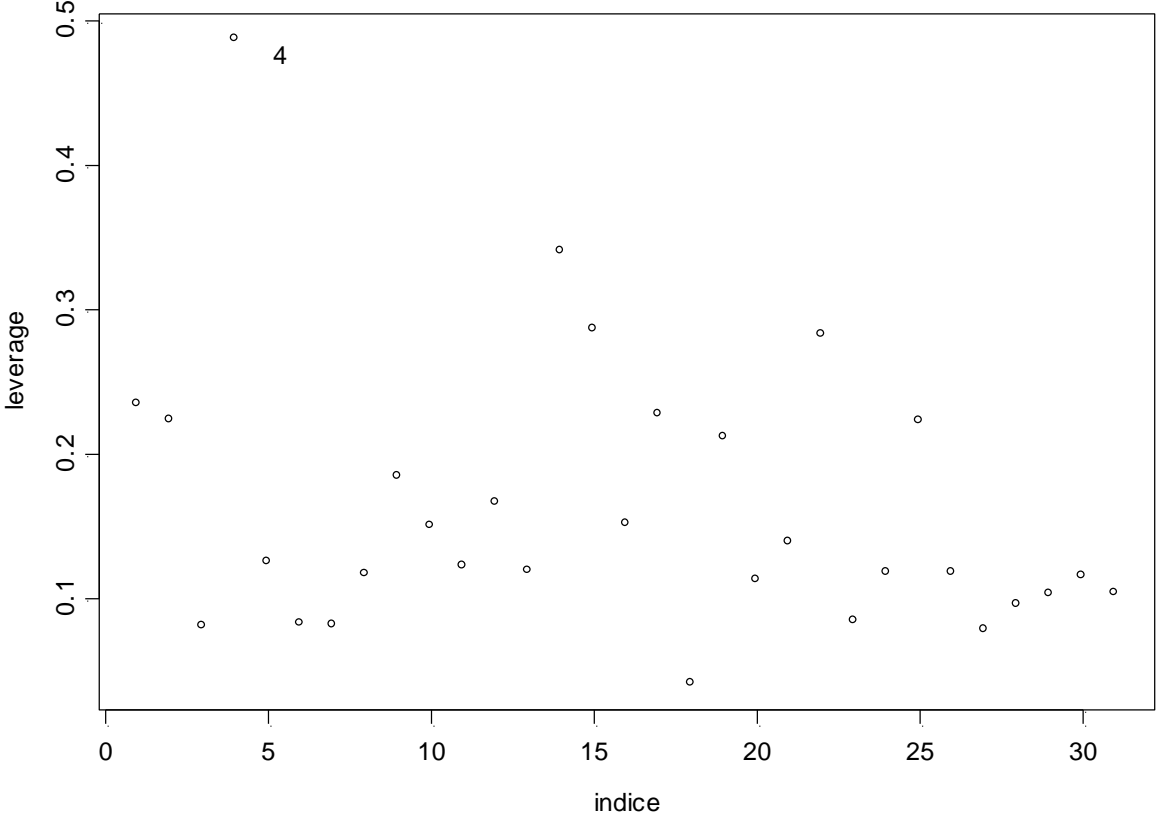








```
leverage<-diag(x.mat%%solve(t(x.mat)%*%x.mat)%*%t(x.mat))
```



Datos de Cemento

PREDICTOR VARIABLES	COEFFICIENT	STD ERROR	STUDENT'S T	P	VIF
-----	-----	-----	-----	-----	-----
CONSTANT	73.6101	105.965	0.69	<b>0.5069</b>	
X1	-0.44973	1.13123	-0.40	<b>0.7014</b>	92.7
X2	1.29951	1.06597	1.22	<b>0.2575</b>	70.8
X3	0.56301	1.05868	0.53	<b>0.6093</b>	585.3
X4	-0.17039	1.04937	-0.16	<b>0.8750</b>	642.6
X5	-0.38591	1.52207	-0.25	<b>0.8062</b>	2.2

R-SQUARED 0.9871 RESID. MEAN SQUARE (MSE) 7.29043  
 ADJUSTED R-SQUARED 0.9790 STANDARD DEVIATION 2.70008

SOURCE	DF	SS	MS	F	P
-----	---	-----	-----	-----	-----
REGRESSION	5	4453.65	890.729	<b>122.18</b>	<b>0.0000</b>
RESIDUAL	8	58.3234	7.29043		
TOTAL	13	4511.97			

CASES INCLUDED 14 MISSING CASES 0